



Warren CERT eNews



Not if..... When Always Vigilant - Always Prepared

Volume 3 Issue 1

January 2017

This newsletter is brought to you by the Executive Board and is meant to give you the latest news and information from around the organization.

IN THIS EDITION

Cold Weather Tips

The President's Volunteer Service Award (PVSA)

The month in review

Scheduled Events & Training

Emergency Gas Shutoff

Additional Information

Do1Thing

COLD WEATHER TIPS - HOW TO EASILY DE-ICE YOUR WINDSHIELD


Looking for a quick trick to get you rolling on a frost filled morning or on a call-out for the CERT? Try this awesome trick:

Apply an alcohol and water solution to melt the ice.

Items needed:

- 1) Spray Bottle,
- 2) Isopropyl / Rubbing Alcohol (70 % is fine)
- 3) Water

Make a 2:1 rubbing alcohol to water solution and fill a spray bottle with it. Spray the solution onto all desired windows.



Why it works:
Water freezes at 32 degrees Fahrenheit,
Isopropyl/Rubbing Alcohol freezes at -126 Fahrenheit

[See it in action 1](#)

[See it in action 2](#)

[See it in action 3 w/bonus unstick your garage door](#)

PRESIDENT'S VOLUNTEER SERVICE AWARD (PVSA)

As another level of recognition and acknowledgement for all the time volunteered by our members CERT has added the ability for members to qualify for the **President's Volunteer Service Award** or PVSA.

Please go to <https://www.presidentialserviceawards.gov/register-vo> and create your own account. Each person must create your own account! To associate your account to the Warren CERT team you must reference our **Record of Service Key WBU-4628**

Any community volunteer work is allowed to be added for review. Any other groups or teams you volunteer can be submitted for consideration. For example RACES/ARES, Ducks Ltd., any city commission, etc. Any non-compensated training you do or volunteer work you perform may be submitted.

Every member should sign-up and start to log all your community service.

COLD WEATHER TIPS - WINTER WEATHER WARNINGS, WATCHES & ADVISORIES

Winter weather related Warnings, Watches and Advisories are issued by your local National Weather Service office. Each office knows the local area and will issue Warnings, Watches or Advisories based on local criteria. For example, the amount of snow that triggers a "Winter Storm Warning" in the Northern Plains is typically much higher than the amount needed to trigger a "Winter Storm Warning" in the Southeast.

Warnings: Take Action!

Watches: Be Prepared

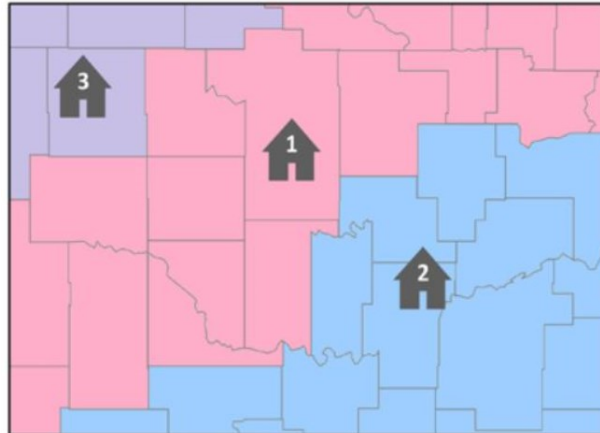
Advisories: Be Aware

Here are some key terms to understand:

Freezing Rain: Rain that freezes when it hits the ground; creating a coating of ice on roads, walkways, trees and power lines.

Sleet: Rain that turns to ice pellets before reaching the ground. Sleet also causes moisture on roads to freeze and become slippery.

Wind Chill: A measure of how cold people feel due to the combined effect of wind and cold temperatures; the Wind chill Index is based on the rate of heat loss from exposed skin. Both cold temperatures and wind remove heat from the body; as the wind speed increases during cold conditions, a body loses heat more quickly. Eventually, the internal body temperature also falls and hypothermia can develop. Animals also feel the effects of wind chill; but inanimate objects, such as vehicles and buildings, do not. They will only cool to the actual air temperature, although much faster during windy conditions.



Winter Storm Products

Winter Storm Warning
Snow, sleet, or ice expected! Take Action! Confidence is high that a winter storm will produce heavy snow, sleet or freezing rain and cause significant impacts.

Winter Storm Watch
Snow, sleet, or ice possible! Be prepared. Confidence is medium that a winter storm could produce heavy snow, sleet, or freezing rain and cause significant impacts.

Winter Weather Advisory
Wintry weather expected. Exercise caution. Light amounts of wintry precipitation or patchy blowing snow will cause slick conditions and could affect travel if precautions are not taken.

[Read More at National Weather Service](#)

[See the Current Forecast](#)

THE MONTH IN REVIEW - CALL OUTS, DEPLOYMENTS, AND EVENTS

The Executive Board would like to welcome new coordinators Sandy Jones and Ron Mesic to the board. You're commitment to assist CERT at a higher level is appreciated!

Sat Dec 10 - CPR/AED/First-Aid Class

Sun Dec 11 - PD Request for traffic assistance on a downed pole 696 & Van Dyke

Fri Dec 23 - PD Request for traffic assistance closing Schoenherr & Common Roads
Warren CERT worked 50 man hours on this one event.



Sat Dec 31 - Water dropped off for the residents of Flint. Thanks to a joint effort with the [Michigan Area United Methodist Church Water Recovery](#) CERT members dropped off 144 cases of water that is earmarked for elderly & home bound that can't otherwise drive to pick-up locations to obtain water.



UPCOMING EVENTS

Full details available at meetings, emails, and official CERT calendar

Sat Feb 4th 09:00 - 13:00 General Membership Meeting

Fri Feb 24th & Sat Feb 25th Region 2 Citizens Corp Conference

Sat Apr 1st 09:00 - 13:00 General Membership Meeting

Sat Apr 22nd 08:30 - 15:30 Animal Welfare Spring Clinic

Sun May 28th & Mon Mar 29th Warren's Greatest Garage Sale (Details to be added)

Sat Jun 3rd 09:00 - 13:00 General Membership Meeting

Mon Jun 5th 17:00 - ??? Warren Tower Graduation Ceremony (Details to be added)

Sat Aug 5th 09:00 - 13:00 General Membership Meeting

Thu Aug 24th - Sun Aug 27th - Warren Birthday Bash (Details to be added)

Sat Sep 23rd 08:30 - 14:30 Animal Welfare Fall Clinic

Sat Sep 30th 10:30 - 12:30 - Fitzgerald HS Homecoming Parade

Sat Oct 7th 09:00 - 13:00 General Membership Meeting

Sat Oct 21st Harvest Treat (Details to be added)

Sat Dec 2nd 09:00 - 13:00 CERT Family Appreciation Breakfast

Sat Dec 2nd 17:00 - 20:00 Tree Lightning Ceremony

[Make sure you follow Warren CERT on Facebook & Twitter](#)

<https://www.facebook.com/wrncert/>

[@WarrenCERT](#)

EXECUTIVE BOARD

<u>Title</u>	<u>Name</u>	<u>Phone</u>	<u>Email</u>	<u>Ham Call Sign</u>
Director	Michael Riley	586-943-6110	mriley@warrencert.org	kd8fmg
Co-Director	Karen Carrier	586-481-4613	karencarrier@yahoo.com	
Treasurer	Michael Slupinski	586-214-4704	deploytheyak@outlook.com	kd8vdz
Secretary	Mike Rose II	586-855-1685	mrose@warrencert.org	ke8cih
Coordinator	JoAnn Christian	586-980-2055	kd8stz@yahoo.com	kd8stz
Coordinator	Ryan Prouse	248-259-1226	ryanprouse68@gmail.com	kd8ygv
Coordinator	Jim Parsons	586-306-2724	jimparsons@comcast.net	kd8sua
Coordinator	Sandra Jones	586-457-6159	sgjones586@gmail.com	
Coordinator	Ron Mesic	248-830-8450	rmesic@gmail.com	n8xz

COLD WEATHER TIPS - PREVENT CAR WINDOWS FROM FOGGING UP

Prevent Car Windows From Fogging Up with Cat Litter, YUP, I said cat litter.

What you need:

- 1) Old Socks
- 2) Masking Tape
- 3) Silica Crystal Cat Litter




Wrap the ends of the sock around your roll of tape to make it easy to pour.

Fill the "foot" of the sock with litter.

Tie off the ankle and flip the rest of the sock back over the foot section (OR: fill the sock completely and tie the end off with a string).

Make sure there aren't any holes in the socks. Wrap the second sock around the first for extra protection.



Place the sock on your dashboard or under the seats. You can make more and put some in the back of your vehicles as well.




An alternative:

Available from many places including Amazon:

Hydrosorbent Dehumidifier Desiccant

The Hydrosorbent Silica Gel Desiccant Dehumidifier is rechargeable and reusable. The Hydrosorbent Silica Gel Desiccant Dehumidifier is non-toxic and safe to use.

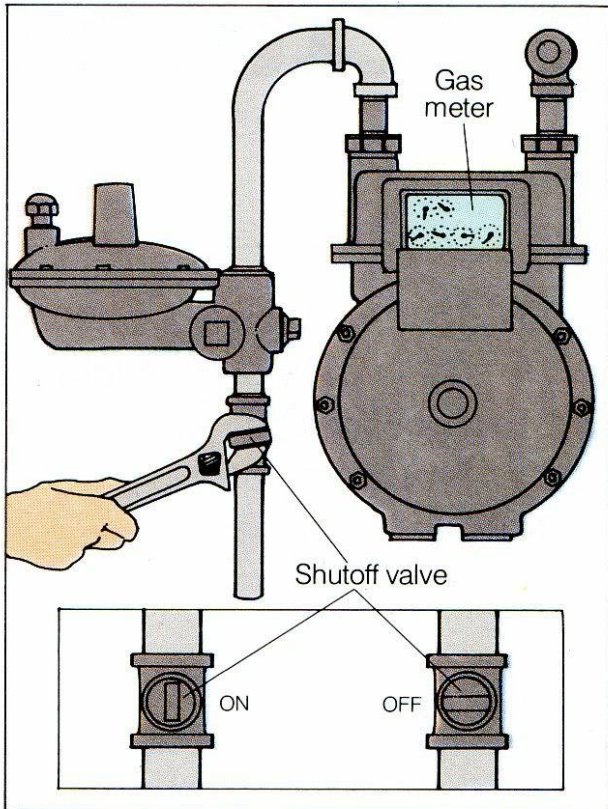


EMERGENCY GAS VALVE SHUT-OFF

A gas leak can occur from an earthquake, construction accident, or faulty appliance. Here's what you need to know to turn off the gas when that happens.

If you smell gas, hear the sound of gas escaping, or see damage to a line, call your gas company right away. You'll want to notify them of any issues as quickly as possible. Next, locate your gas meter, which will have the main gas shut-off valve next to it.

GAS SHUTOFF VALVE



When you face your meter, you will see a pipe running from the ground to the meter. This is the main gas line. There is a shut-off valve located about 6"-8" above the ground. When the valve runs parallel to the pipe the gas is on. When the valve is perpendicular to the pipe (like a plus sign) the gas is off.

[Gas Shutoff Video here](#)

Consumer's Energy Gas Emergency
800-477-5050

DTE Energy Gas Emergency
800-947-5000

Natural Gas Hazards


We work hard to maintain a safe gas system. However, if not addressed quickly, natural gas leaks could cause fire and/or explosions. Asphyxiation could also result because natural gas can displace oxygen in confined spaces.



GAS LEAKS CAN BE CAUSED BY:

- Excavating accidents that result in the rupture, nicking or puncturing of a pipeline
- Placing extremely heavy loads over buried pipelines such as soil piles, heavy equipment, outriggers, etc.
- Excess accumulation of snow and ice on meters, gas pipes, and gas appliance exhaust and combustion air vents. Exercise care when removing snow and ice
- Fire or explosion near a pipeline
- Water main breaks that weaken roadways and pavement can result in damaged pipelines
- Collapsed buildings that break or damage gas pipelines
- Too much, or not enough pressure in the gas system
- Equipment failure or corrosion
- Natural disasters such as floods, tornadoes or earthquakes

Gas meters on residential homes are typically installed in the front or side of the home which it make them easier to access for meter readers. Then can also be located inside cabinets that are inside or outside your home or building. It's best to know the location of your meter before an emergency happens.



CERT POLICIES YOU NEED TO KNOW

You are authorized to use your red warning light while on an official CERT call-out and according to CERT guidelines. You must be stationary while it is in use. You are only authorized to use it while in the city of Warren.

Use of police logo'd lanyard is authorized while on an active callout or bonafide CERT event or training.

ANY USE OUTSIDE OF ABOVE GUIDELINES COULD RESULT IN DISCIPLINARY ACTION AND MUNICIPAL CODE VIOLATIONS.

IMPORTANT INFO

As the Director of our team I would like to take a moment to thank each and every member for your ongoing commitment and continued support. You're commitment allows our team to continue to support our city and its police, firefighters, and citizens!

I also need to thank our executive board, current and past. Without your continued dedication CERT would not be what nor where we are today!

Thank You!

We will be scheduling 1 more CPR/AED/First-Aid class. Please make sure you sign up for it so you can remain eligible for call-outs. All members must be currently certified to qualify for call-outs & event participation.

Your executive board is looking for assistance. Would you like to opportunity to assist in planning, organization, or other duties to assist CERT? The board is accepting requests from members looking to get more involved with the team. Email your interest to execboard@warrencert.org or speak to a executive board member.

Please like our Facebook page [Facebook.com/wrncert](https://www.facebook.com/wrncert)

**Don't forget to tell your friends and neighbors, about CERT.
Were always looking for good people.**

do 1 thing

Being prepared for disasters and emergencies can seem like a big job. Many people don't know where to start, so they never start at all. With Do 1 Thing you can take small steps that make a big difference in an emergency.

Do 1 Thing is a 12-month program that makes it easy for you to prepare yourself, your family, and your community for emergencies or disasters.

Warren CERT is proud to be a partner with do 1 thing. Every month we will be showcasing some of the information from do 1 thing for Individuals and Business's.

Individual:

Goal for January: Understand what puts you at risk from disasters and take steps to lower your risk.

Disasters change things. When an emergency happens you may have to decide what to do very quickly, while you are worrying about what might happen. By planning ahead, it will be easier to make the right decisions when the worst happens.

Tasks:

Make a Plan: Plan what to do if you have to evacuate.

Make a Plan: Take steps now to prevent damage to your home in a disaster.

Make a Plan: Learn what disasters can happen in your area and decide what you will do in a disaster.

Read More: <http://do1thing.com/topics/plan>

Business:

Goal for January: Understand how an emergency or disaster could affect your business and identify potential risks

For businesses, a disaster is any event that endangers its ability to continue operating and follow its business plan. Statistics show that one in four businesses won't reopen after a disaster. New research shows that many more businesses will reopen, only to fail within a few years of a disaster, often after the business owner has exhausted their life savings trying to stay afloat. Understanding your risks is the first step to making your business disaster resilient

Risk Assessment: Identify general hazards that can occur in your community, and specific hazards from which your business may be at risk.

Risk Assessment: Understand major variables that can affect your ability to reopen after a disaster.

Risk Assessment: Take steps to protect your assets from those hazards.

Read More: <http://do1thing.com/topics/risk>

Thank You to do1thing
<http://do1thing.com/>
A Warren CERT Partner